



Motoriduttori combinati a vite senza fine
Double reduction wormgearmotors






Indice	Index	Pag. Page
Caratteristiche tecniche	<i>Technical features</i>	H2
Designazione	<i>Classification</i>	H2
Esecuzioni di montaggio	<i>Mounting executions</i>	H3
Simbologia	<i>Symbols</i>	H3
Combinazioni rapporti	<i>Combination ratio</i>	H3
Lubrificazione	<i>Lubrication</i>	H4
Dati tecnici	<i>Technical data</i>	H5
Motori applicabili	<i>IEC Motor adapters</i>	H10
Dimensioni	<i>Dimensions</i>	H12
Accessori	<i>Accessories</i>	H16
Opzioni	<i>Options</i>	H16

Questa sezione annulla e sostituisce ogni precedente edizione o revisione. Qualora questa sezione non Vi sia giunta in distribuzione controllata, l'aggiornamento dei dati ivi contenuto non è assicurato. **In tal caso la versione più aggiornata è disponibile sul nostro sito internet www.transtecno.com**

*This section replaces any previous edition and revision. If you obtained this catalogue other than through controlled distribution channels, the most up to date content is not guaranteed. **In this case the latest version is available on our web site www.transtecno.com***



CMM

Motoriduttori combinati a vite senza fine Double reduction wormgearmotors

Caratteristiche tecniche

Technical features

I motoriduttori combinati a vite senza fine della serie CMM hanno le seguenti caratteristiche principali :

CMM double reduction worm gearmotors range have the following main features:

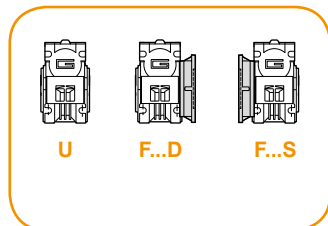
- Carcassa in alluminio nelle grandezze 026, 030, 040, 050, 063, 070, 075, 090 e 110. La grandezza 130 è costruita con carcassa in ghisa;
- Le grandezze 090, 110 e 130 sono fornite con cuscinetti a rulli conici sulla vite;
- Lubrificazione permanente con olio sintetico.
- Die-cast aluminium housing on sizes 026, 030, 040, 050, 063, 070, 075, 090 and 110. Cast iron housing on size 130;
- Double taper roller bearing on sizes 090, 110 and 130;
- Permanent synthetic oil long-life lubrication.

Designazione

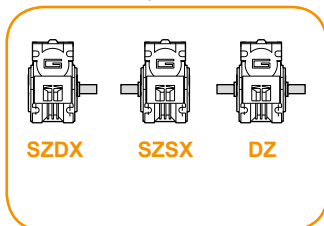
Classification

RIDUTTORE / GEARBOX											
CMM	030/063	FD	20	71	B5	SZDX	BRSX	90	M1	US1	VS
Tipo Type	Grandezza Size	Versione Version	Rapporto Ratio	IEC 	Forma costruttiva Version	Albero di uscita Output shaft	Braccio di reazione Torque arm	Angolo Angle	Pos. di montaggio Mounting position	Esecuzione di montaggio Mounting execution	Opzioni Options
CMM 	026/026 026/026 (D11) 026/026 (D14)	U F...	vedi tabelle- see tables	56.. — 90..	B5 B14	SZDX SZSX DZ	BRDX BRSX *	0° 90° 180° 270°	M1 (B3) M2 (V6) M3 (B8) M4 (V5) M6 (B6) M5 (B7)	UB1 UB2 US1 US2 UV1 UV2 UC1 UC2	VS1 VS2
CMMIS 	026/030 026/040 026/050 030/040 030/050 030/063 040/063 040/070 040/075 040/090 050/110 063/130										

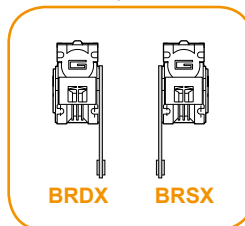
Versione Riduttore
Gearbox Version



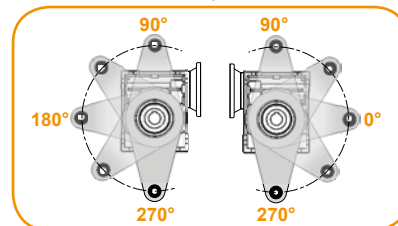
Albero di uscita
Output shaft



Braccio di reazione
Torque arm *

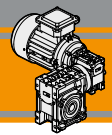


Angolo
Angle



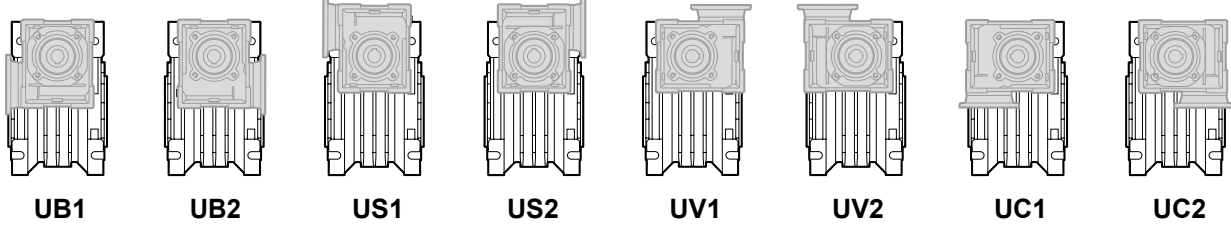
* NOTA: il braccio di reazione viene fornito smontato.
NOTE: the torque arm will be supplied not assembled.

MOTORE CM / CM MOTOR					
0.25kW	4p	3ph	230/400V	50Hz	T1
Potenza Power Vedi tabelle See tables	Poli Poles 2p 4p 6p 8p	Fasi Phases 1ph 3ph	Tensione Voltage 230V 230/400V	Frequenza Frequency 50Hz 60Hz	Pos. morsetteria Terminal box pos. T1 (Std) T4 T3



Esecuzioni di montaggio

Mounting executions



Simbologia

Symbols

n_1 [min ⁻¹]	Velocità in ingresso / <i>Input speed</i>	M_2 [Nm]	Coppia in uscita in funzione di P_1 / <i>Output torque referred to P_1</i>
n_2 [min ⁻¹]	Velocità in uscita / <i>Output speed</i>	sf	Fattore di servizio / <i>Service factor</i>
i	Rapporto di riduzione / <i>Ratio</i>	R_2 [N]	Carico radiale ammissibile in uscita / <i>Permitted output radial load</i>
P_1 [kW]	Potenza in entrata / <i>Input power</i>	A_2 [N]	Carico assiale ammissibile in uscita / <i>Permitted output axial load</i>


Combinazioni rapporti

Combination ratio

CMM 026/026 - CMM 026/030 - CMM 026/040 - CMM 026/050												
i (i ₁ x i ₂)												
	150	225	300	450	600	900	1200	1500	1800	2400	3000	3600
i ₁	10	15	10	15	20	30	40	50	60	60	60	60
i ₂	15	15	30	30	30	30	30	30	30	40	50	60

CMM 030/040 - CMM 030/050 - CMM 030/063 - CMM 040/063 - CMM 040/070 - CMM 040/075 - CMM 040/090 - CMM 050/110 - CMM 063/130																
i (i ₁ x i ₂)																
	75	100	150	200	250	300	400	500	600	750	900	1200	1500	1800	2400	3000
i ₁	7.5	10	10	10	10	10	10	10	20	25	30	40	50	60	60	60
i ₂	10	10	15	20	25	30	40	50	30	30	30	30	30	30	40	50

CMM

**Lubrificazione**

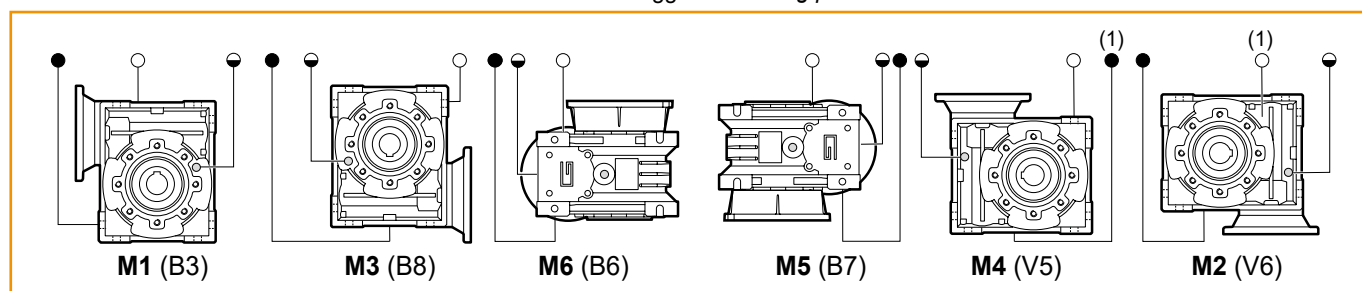
Tutti i motoriduttori nelle taglie 26, 30, 40, 50, 63, 70, 75, 90, 110 sono forniti completi di lubrificante sintetico viscosità 320, pertanto possono essere installati in qualunque posizione di montaggio e non necessitano di manutenzione. Per la taglia 130 la lubrificazione dipende dalla posizione di montaggio

Lubrication

Permanent synthetic oil long-life lubrication (viscosity grade 320) makes it possible to use the gearmotors size 26, 30, 40, 50, 63, 70, 75, 90, 110 in all mounting positions; for this reason they can be installed in any assembly position and do not require maintenance. Only for size 130, the lubrication depended of mounting positions

Quantità di olio (litri) / Oil quantity (litres)						
	M1 (B3)	M3 (B8)	M6 (B6)	M5 (B7)	M4 (V5)	M2 (V6)
CM130	4.5	3.3	3.5	3.5	4.5	3.3

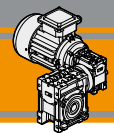
Lubrificato a vita
Life lubrication

Posizioni di montaggio / Mounting positions

(standard)





(1): Tappo in posizione posteriore / *Plug in backside position*

- Sfiato e tappo di riempimento / *Breather and filling plug*
- ◐ Livello olio / *Oil level plug*
- Tappo di scarico / *Oil drain plug*




Dati tecnici





Technical data

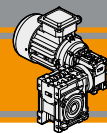
P_1 [kW]	n_2 [min ⁻¹]	M_2 [Nm]	sf	i			P_1 [kW]	n_2 [min ⁻¹]	M_2 [Nm]	sf	i		
0.06							0.06						
56A4 (1400 min ⁻¹)	9.3	33	0.8	150	CMM 026/026	B14	56A4	3.5	73	1.9	400	CMM 030/050	B5/B14
	6.2	33	0.8	225			026/026	B14	(1400 min ⁻¹)	2.8	83		1.5
	4.7	34	0.8	300		B14		2.3	107	1.5	600		B5/B14
	3.1	34	0.8	450		B14		1.9	128	1.3	750		B5/B14
	2.3	34	0.8	600		B14		1.6	143	1.1	900		B5/B14
	1.6	34	0.8	900		B14		1.2	203	0.8	1200		B5/B14
	1.2	34	0.8	1200		B14		0.93	203	0.8	1500		B5/B14
	0.9	34	0.8	1500		B14		0.78	203	0.8	1800		B5/B14
	0.8	34	0.8	1800		B14		0.58	169	0.8	2400		B5/B14
	0.6	28	0.8	2400		B14		0.47	156	0.8	3000		B5/B14
	0.5	25	0.8	3000		B14							
	0.4	23	0.8	3600		B14							
	9.3	34	1.1	150	CMM 026/030	B14		2.8	86	2.7	500	CMM 030/063	B5/B14
	6.2	48	0.8	225			026/030	B14		2.3	111		2.8
	4.7	50	0.8	300		B14		1.9	133	2.3	750		B5/B14
	3.1	50	0.8	450		B14		1.6	148	2.1	900		B5/B14
	2.3	50	0.8	600		B14		1.2	183	1.7	1200		B5/B14
	1.6	50	0.8	900		B14		0.93	214	1.5	1500		B5/B14
	1.2	50	0.8	1200		B14		0.78	243	1.3	1800		B5/B14
	0.93	50	0.8	1500		B14		0.58	292	0.9	2400		B5/B14
	0.78	50	0.8	1800		B14		0.47	290	0.8	3000		B5/B14
	0.58	43	0.8	2400		B14							
	0.47	38	0.8	3000		B14		2.8	86	2.7	500	CMM 040/063	B5/B14
	0.39	34	0.8	3600		B14		2.3	115	2.7	600		040/063
	9.3	35	2.5	150	CMM 026/040	B14		1.9	136	2.3	750	CMM 040/063	B5/B14
	6.2	50	1.8	225			026/040	B14		1.6	155		2.0
	4.7	58	1.5	300		B14		1.2	192	1.6	1200		B5/B14
	3.1	82	1.1	450		B14		0.93	221	1.4	1500		B5/B14
	2.3	104	0.9	600		B14		0.78	256	1.2	1800		B5/B14
	1.6	113	0.8	900		B14		0.58	308	0.8	2400		B5/B14
	1.2	113	0.8	1200		B14		0.47	290	0.8	3000		B5/B14
	0.93	113	0.8	1500		B14		1.17	172	2.6	1200	CMM 040/070	B5/B14
	0.78	113	0.8	1800		B14		0.93	221	2.0	1500		040/070
	0.58	93	0.8	2400		B14		0.78	256	1.8	1800		B5/B14
	0.47	85	0.8	3000		B14		0.58	308	1.2	2400		B5/B14
	0.39	78	0.8	3600		B14		0.47	356	0.9	3000		B5/B14
	9.3	37	4.4	150	CMM 026/050	B14		0.93	221	2.5	1500	CMM 040/075	B5/B14
	6.2	52	3.1	225			026/050	B14		0.78	256		2.1
	4.7	59	2.7	300		B14		0.58	313	1.5	2400		B5/B14
	3.1	83	1.9	450		B14		0.47	356	1.1	3000		B5/B14
	2.3	105	1.5	600		B14		0.58	330	2.5	2400	CMM 040/090	B5/B14
	1.6	141	1.1	900		B14		0.47	385	1.8	3000		040/090
	1.2	174	0.9	1200		B14							
	0.93	203	0.8	1500		B14							
	0.78	203	0.8	1800		B14							
	0.58	169	0.8	2400		B14							
	0.47	156	0.8	3000		B14							
	0.39	141	0.8	3600		B14							
	9.3	36	2.4	150	CMM 030/040	B5/B14		9.3	53	1.6	150	CMM 026/040	B14
	7.0	46	1.6	200			030/040	B5/B14	(1400 min ⁻¹)	6.2	74		1.2
	5.6	55	1.2	250		B5/B14		4.7	87	1.0	300		B14
	4.7	59	1.5	300		B5/B14							
	3.5	72	1.0	400		B5/B14		9.3	55	2.9	150	CMM 026/050	B14
	2.8	81	0.8	500		B5/B14		6.2	78	2.1	225		026/050
	2.3	105	0.9	600		B5/B14		4.7	89	1.8	300		B14
	1.9	113	0.8	750		B5/B14		3.1	125	1.3	450		B14
	1.6	113	0.8	900		B5/B14		2.3	158	1.0	600		B14
	1.2	113	0.8	1200		B5/B14							
	0.93	113	0.8	1500		B5/B14		19	29	2.9	75	CMM 030/040	B5/B14
	0.78	113	0.8	1800		B5/B14		14	39	2.2	100		030/040
	0.58	93	0.8	2400		B5/B14		9.3	53	1.6	150		B5/B14
	0.47	85	0.8	3000		B5/B14		7.0	69	1.1	200		B5/B14
						B5/B14		4.7	88	1.0	300		B5/B14

Verificare sempre che la coppia M_2 utilizzata non ecceda il valore indicato nelle caselle in grigio.
Please check that the output torque M_2 does not exceed the value in the grey areas.

CMM





**CMM****Motoriduttori combinati a vite senza fine**
Double reduction wormgearmotors**Dati tecnici****Technical data**

P_1 [kW]	n_2 [min ⁻¹]	M_2 [Nm]	sf	i			P_1 [kW]	n_2 [min ⁻¹]	M_2 [Nm]	sf	i		
0.09							0.12						
56B4 (1400 min ⁻¹)	19	30	5.2	75	CMM	B5/B14	63A4 (1400 min ⁻¹)	19	39	2.1	75	CMM	B5/B14
	14	39	4.0	100	030/050	B5/B14		14	52	1.6	100	030/040	B5/B14
	9.3	56	2.9	150		B5/B14		9.3	71	1.2	150		B5/B14
	7.0	70	2.0	200		B5/B14		7.0	92	0.8	200		B5/B14
	5.6	83	1.5	250		B5/B14						CMM	B5/B14
	4.7	90	1.8	300		B5/B14		19	40	3.9	75	030/050	B5/B14
	3.5	109	1.2	400		B5/B14		14	52	3.0	100		B5/B14
	2.8	124	1.0	500		B5/B14		9.3	74	2.2	150		B5/B14
	2.3	160	1.0	600		B5/B14		7.0	94	1.5	200		B5/B14
	1.9	192	0.8	750		B5/B14		5.6	110	1.1	250		B5/B14
					CMM	B5/B14		4.7	120	1.4	300		B5/B14
	7.0	69	3.8	200	030/063	B5/B14		3.5	146	0.9	400		B5/B14
	5.6	81	2.8	250		B5/B14						CMM	B5/B14
	4.7	93	3.3	300		B5/B14		7.0	92	2.8	200	030/063	B5/B14
	3.5	111	2.3	400		B5/B14		5.6	108	2.1	250		B5/B14
	2.8	129	1.8	500		B5/B14		4.7	124	2.5	300		B5/B14
	2.3	166	1.9	600		B5/B14		3.5	149	1.8	400		B5/B14
	1.9	199	1.6	750		B5/B14		2.8	172	1.3	500		B5/B14
	1.6	222	1.4	900		B5/B14		2.3	221	1.4	600		B5/B14
	1.2	274	1.1	1200		B5/B14		1.9	265	1.2	750		B5/B14
	0.93	320	1.0	1500		B5/B14		1.6	296	1.0	900		B5/B14
	0.78	365	0.9	1800		B5/B14		1.2	365	0.8	1200		B5/B14
					CMM	B5/B14		7.0	92	2.8	200	040/063	B5/B14
	5.6	81	2.8	250		B5/B14		5.6	108	2.1	250		B5/B14
	4.7	93	3.3	300		B5/B14		4.7	124	2.5	300		B5/B14
	3.5	111	2.3	400		B5/B14		3.5	149	1.8	400		B5/B14
	2.8	129	1.8	500		B5/B14		2.8	172	1.3	500		B5/B14
	2.3	172	1.8	600		B5/B14		2.3	230	1.3	600		B5/B14
	1.9	204	1.5	750		B5/B14		1.9	273	1.1	750		B5/B14
	1.6	232	1.3	900		B5/B14		1.6	309	1.0	900		B5/B14
	1.2	287	1.1	1200		B5/B14		1.2	383	0.8	1200		B5/B14
	0.93	320	1.0	1500		B5/B14						CMM	B5/B14
	0.78	385	0.8	1800		B5/B14		3.5	149	2.6	400	040/070	B5/B14
					CMM	B5/B14		2.8	172	2.0	500		B5/B14
	2.8	129	2.6	500		B5/B14		2.3	230	2.0	600		B5/B14
	2.3	172	2.6	600	040/070	B5/B14		1.9	273	1.7	750		B5/B14
	1.9	204	2.2	750		B5/B14		1.6	309	1.5	900		B5/B14
	1.6	232	2.0	900		B5/B14		1.2	383	1.2	1200		B5/B14
	1.2	259	1.8	1200		B5/B14		0.93	442	1.0	1500		B5/B14
	0.93	332	1.4	1500		B5/B14		0.78	513	0.9	1800		B5/B14
	0.78	385	1.2	1800		B5/B14						CMM	B5/B14
					CMM	B5/B14		2.8	172	2.3	500	040/075	B5/B14
	1.6	232	2.4	900		B5/B14		2.3	230	2.4	600		B5/B14
	1.2	287	1.9	1200	040/075	B5/B14		1.9	273	2.0	750		B5/B14
	0.93	332	1.6	1500		B5/B14		1.6	309	1.8	900		B5/B14
	0.78	385	1.4	1800		B5/B14		1.2	383	1.4	1200		B5/B14
	0.58	470	1.0	2400		B5/B14		0.93	442	1.2	1500		B5/B14
					CMM	B5/B14		0.78	513	1.1	1800		B5/B14
	1.2	302	3.1	1200	040/090	B5/B14						CMM	B5/B14
	0.93	348	2.7	1500		B5/B14		1.6	325	2.9	900	040/090	B5/B14
	0.78	404	2.3	1800		B5/B14		1.2	402	2.3	1200		B5/B14
	0.58	496	1.6	2400		B5/B14		0.93	464	2.0	1500		B5/B14
	0.47	577	1.2	3000		B5/B14		0.78	538	1.8	1800		B5/B14
								0.58	661	1.2	2400		B5/B14
								0.47	769	0.9	3000		B5/B14
												CMM	B5/B14
								0.78	566	2.8	1800	050/110	B5/B14
								0.58	719	2.0	2400		B5/B14
								0.47	855	1.5	3000		B5/B14




Dati tecnici

Technical data

P ₁ [kW]	n ₂ [min ⁻¹]	M ₂ [Nm]	sf	i			P ₁ [kW]	n ₂ [min ⁻¹]	M ₂ [Nm]	sf	i		
0.18							0.22						
63B4 (1400 min ⁻¹)	19	59	1.4	75	CMM	B5/B14	63C4 (1400 min ⁻¹)	19	72	1.2	75	CMM	B5/B14
	14	77	1.1	100				030/040	B5/B14	14	95		
	9.3	107	0.8	150				19	73	2.1	75	CMM	B5/B14
	19	59	2.6	75	CMM	B5/B14		14	96	1.6	100		
	14	78	2.0	100						9.3	136	1.2	150
	9.3	111	1.4	150				7.0	171	0.8	200		B5/B14
	7.0	140	1.0	200				19	74	3.9	75	CMM	B5/B14
	5.6	165	0.7	250	CMM	B5/B14		14	97	3.0	100		
	4.7	179	0.9	300						9.3	134	2.3	150
	19	60	4.8	75	CMM	B5/B14		7.0	169	1.5	200		B5/B14
	14	79	3.6	100			030/063	B5/B14		5.6	199	1.2	250
	9.3	110	2.8	150				4.7	227	1.4	300		B5/B14
	7.0	138	1.9	200				3.5	272	1.0	400		B5/B14
	5.6	162	1.4	250				19	75	3.9	75	CMM	B5/B14
	4.7	186	1.7	300				14	97	3.0	100		
	3.5	223	1.2	400				9.3	134	2.3	150		B5/B14
	2.8	258	0.9	500				7.0	169	1.5	200		B5/B14
	2.3	332	0.9	600				5.6	199	1.2	250		B5/B14
	19	61	4.7	75	CMM	B5/B14		4.7	227	1.4	300		B5/B14
	14	79	3.6	100			040/063	B5/B14		3.5	272	1.0	400
	9.3	110	2.8	150				7.0	171	2.3	200	CMM	B5/B14
	7.0	138	1.9	200				5.6	205	1.7	250		
	5.6	162	1.4	250				4.7	227	2.0	300		B5/B14
	4.7	186	1.7	300				3.5	272	1.4	400		B5/B14
	3.5	223	1.2	400				2.8	315	1.1	500		B5/B14
	2.8	258	0.9	500				2.3	421	1.1	600		B5/B14
	2.3	345	0.9	600				1.9	500	0.9	750		B5/B14
	7.0	140	2.8	200	CMM	B5/B14		1.6	567	1.0	900		B5/B14
	5.6	168	2.0	250			040/070	B5/B14		5.6	205	2.0	250
	4.7	186	2.4	300				4.7	227	2.4	300	040/075	B5/B14
	3.5	223	1.7	400				3.5	277	1.7	400		B5/B14
	2.8	258	1.3	500				2.8	315	1.3	500		B5/B14
	2.3	345	1.3	600				2.3	421	1.3	600		B5/B14
	1.9	409	1.1	750				1.9	500	1.1	750		B5/B14
	1.6	464	1.0	900				1.6	567	1.0	900		B5/B14
	5.6	168	2.4	250	CMM	B5/B14		3.5	292	2.8	400	CMM	B5/B14
	4.7	186	2.9	300			040/075	B5/B14		2.8	340		
	3.5	227	2.1	400				2.3	442	2.1	600		B5/B14
	2.8	258	1.6	500				1.9	525	1.8	750		B5/B14
	2.3	345	1.6	600				1.6	596	1.6	900		B5/B14
	1.9	409	1.3	750				1.2	737	1.3	1200		B5/B14
	1.6	464	1.2	900				0.93	851	1.1	1500		B5/B14
	1.2	575	1.0	1200				0.78	987	1.0	1800		B5/B14
	2.8	278	2.5	500	CMM	B5/B14		1.9	547	2.9	750	CMM	B5/B14
	2.3	362	2.6	600			040/090	B5/B14		1.6	622		
	1.9	429	2.2	750				1.2	791	1.8	1200		B5/B14
	1.6	487	1.9	900				0.93	908	1.8	1500		B5/B14
	1.2	603	1.6	1200				0.78	1037	1.5	1800		B5/B14
	0.93	696	1.4	1500				0.58	1318	1.1	2400		B5/B14
	0.78	808	1.2	1800				1.2	832	2.5	1200	CMM	B5/B14
	1.2	632	2.5	1200	CMM	B5/B14		0.93	981	2.1	1500		
	0.93	743	2.1	1500						0.78	1123	1.8	1800
	0.78	849	1.9	1800				0.58	1430	1.3	2400		B5/B14
	0.58	1079	1.3	2400				0.47	1730	0.9	3000		B5/B14
	0.47	1282	1.0	3000									B5/B14
	0.93	802	2.6	1500	CMM	B5/B14							B5/B14
	0.78	919	2.2	1800			063/110	B5/B14					
	0.58	1170	1.6	2400									B5/B14
	0.47	1416	1.1	3000									B5/B14

CMM







CMM

Motoriduttori combinati a vite senza fine
Double reduction wormgearmotors

Dati tecnici





Technical data

P ₁ [kW]	n ₂ [min ⁻¹]	M ₂ [Nm]	sf	i			P ₁ [kW]	n ₂ [min ⁻¹]	M ₂ [Nm]	sf	i				
0.25							0.37								
71A4 (1400 min ⁻¹)	19	85	3.4	75	CMM 040/063	B5/B14 B5/B14 B5/B14 B5/B14 B5/B14	71B4 (1400 min ⁻¹)	19	125	2.3	75	CMM 040/063	B5/B14 B5/B14 B5/B14 B5/B14		
	14	110	2.6	100				14	163	1.8	100				
	9.3	153	2.0	150				9.3	226	1.3	150				
	7.0	192	1.4	200				7.0	284	0.9	200				
	5.6	226	1.0	250											
	4.7	258	1.2	300	CMM 040/070	B5/B14 B5/B14 B5/B14 B5/B14 B5/B14		19	127	3.3	75	CMM 040/070	B5/B14 B5/B14 B5/B14 B5/B14 B5/B14		
	3.5	309	0.8	400				14	165	2.5	100				
								9.3	229	1.9	150				
	19	86	4.9	75				7.0	288	1.4	200				
	14	112	3.7	100				5.6	345	1.0	250				
	9.3	155	2.8	150	CMM 040/075	B5/B14 B5/B14 B5/B14 B5/B14 B5/B14		4.7	382	1.2	300	CMM 040/075	B5/B14 B5/B14 B5/B14 B5/B14 B5/B14		
	7.0	195	2.0	200				9.3	232	2.3	150				
	5.6	233	1.5	250				7.0	293	1.6	200				
	4.7	258	1.8	300				5.6	345	1.2	250				
	3.5	309	1.2	400				4.7	382	1.4	300				
	2.8	358	0.9	500	CMM 040/090	B5/B14 B5/B14 B5/B14 B5/B14 B5/B14		3.5	466	1.0	400	CMM 040/090	B5/B14 B5/B14 B5/B14 B5/B14 B5/B14		
	2.3	479	0.9	600				7.0	305	2.6	200				
								5.6	366	1.9	250				
	7.0	198	2.4	200				4.7	401	2.4	300				
	5.6	233	1.8	250				3.5	492	1.7	400				
	4.7	258	2.1	300	CMM 050/110	B5/B14 B5/B14 B5/B14 B5/B14 B5/B14		2.8	572	1.2	500	CMM 050/110	B5/B14 B5/B14 B5/B14 B5/B14 B5/B14		
	3.5	315	1.5	400				2.3	744	1.3	600				
	2.8	358	1.1	500				1.9	882	1.1	750				
	2.3	479	1.1	600				1.6	1002	0.9	900				
	1.9	568	1.0	750				5.6	386	3.3	250				
	1.6	645	0.8	900	CMM 063/130	B5/B14 B5/B14 B5/B14 B5/B14 B5/B14		4.7	412	3.9	300	CMM 063/130	B5/B14 B5/B14 B5/B14 B5/B14 B5/B14		
								3.5	523	2.8	400				
	5.6	247	2.9	250				2.8	622	2.0	500				
	4.7	271	3.5	300				2.3	766	2.1	600				
	3.5	332	2.4	400				1.9	921	1.7	750				
	2.8	387	1.8	500	CMM 063/130	B5/B14 B5/B14 B5/B14 B5/B14 B5/B14		1.6	1047	1.5	900	CMM 063/130	B5/B14 B5/B14 B5/B14 B5/B14 B5/B14		
	2.3	503	1.9	600				1.2	1299	1.2	1200				
	1.9	596	1.6	750				0.93	1526	1.0	1500				
	1.6	677	1.4	900				0.78	1745	0.9	1800				
	1.2	838	1.1	1200				1.9	974	2.1	750				
	0.93	967	1.0	1500	CMM 063/130	B5/B14 B5/B14 B5/B14 B5/B14 B5/B14		1.6	1124	1.8	900	CMM 063/130	B5/B14 B5/B14 B5/B14 B5/B14 B5/B14		
								1.2	1399	1.5	1200				
	2.8	420	3.0	500				0.93	1649	1.3	1500				
	2.3	517	3.1	600				0.78	1889	1.1	1800				
	1.9	622	2.6	750											
	1.6	707	2.3	900	CMM 063/130	B5/B14 B5/B14 B5/B14 B5/B14 B5/B14		1.2	1399	1.5	1200	CMM 063/130	B5/B14 B5/B14 B5/B14 B5/B14 B5/B14		
	1.2	878	1.8	1200				0.93	1649	1.3	1500				
	0.93	1031	1.5	1500				0.78	1889	1.1	1800				
	0.78	1179	1.4	1800											
	0.58	1498	1.0	2400											
	1.2	945	2.2	1200	CMM 063/130	B5/B14 B5/B14 B5/B14 B5/B14 B5/B14		1.2	1399	1.5	1200	CMM 063/130	B5/B14 B5/B14 B5/B14 B5/B14 B5/B14		
	0.93	1114	1.9	1500				0.93	1649	1.3	1500				
	0.78	1276	1.6	1800				0.78	1889	1.1	1800				
	0.58	1624	1.1	2400											
	0.47	1966	0.8	3000											
0.55							0.55								
	1.2	945	2.2	1200	CMM 063/130	B5/B14 B5/B14 B5/B14 B5/B14 B5/B14	71C4 (1400 min ⁻¹)	19	186	1.5	75	CMM 040/063	B5/B14 B5/B14 B5/B14		
	0.93	1114	1.9	1500				14	243	1.2	100				
	0.78	1276	1.6	1800				9.3	336	0.9	150				
	0.58	1624	1.1	2400											
	0.47	1966	0.8	3000											
					CMM 040/070	B5/B14 B5/B14 B5/B14 B5/B14 B5/B14		19	189	2.2	75	CMM 040/070	B5/B14 B5/B14 B5/B14 B5/B14 B5/B14		
								14	246	1.7	100				
								9.3	340	1.3	150				
								7.0	429	0.9	200				
					CMM 040/075	B5/B14 B5/B14 B5/B14 B5/B14 B5/B14		19	189	2.7	75	CMM 040/075	B5/B14 B5/B14 B5/B14 B5/B14 B5/B14		
								14	246	2.0	100				
								9.3	345	1.5	150				
								7.0	435	1.1	200				
								4.7	567	1.0	300				
					CMM 040/090	B5/B14 B5/B14 B5/B14 B5/B14 B5/B14		9.3	355	2.5	150	CMM 040/090	B5/B14 B5/B14 B5/B14 B5/B14 B5/B14		
								7.0	454	1.8	200				
								5.6	544	1.3	250				
								4.7	596	1.6	300				
								3.5	731	1.1	400				
						2.3	1106	0.9	600						

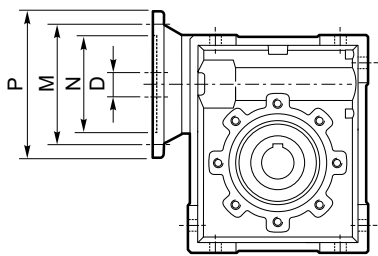



Dati tecnici

Technical data

P ₁ [kW]	n ₂ [min ⁻¹]	M ₂ [Nm]	sf	i			P ₁ [kW]	n ₂ [min ⁻¹]	M ₂ [Nm]	sf	i						
0.55							1.1										
71C4 (1400 min ⁻¹)	7.0	472	3.0	200	CMM 050/110	B5/B14	80C4 (1400 min ⁻¹)	19	397	3.4	75	CMM 050/110	B5/B14				
	5.6	574	2.3	250				14	517	2.6	100			B5/B14			
	4.7	612	2.6	300				9.3	727	2.0	150						
	3.5	778	1.9	400				7.0	944	1.5	200						
	2.8	925	1.4	500				5.6	1148	1.1	250						
	2.3	1138	1.4	600				4.7	1225	1.3	300						
	1.9	1369	1.2	750				3.5	1556	0.9	400						
	1.6	1556	1.0	900				7.0	968	1.9	200				CMM 063/130	B5/B14	
	3.5	813	2.2	400				5.6	1178	1.4	250						
	2.8	984	1.6	500				4.7	1278	1.6	300						
	2.3	1203	1.7	600	3.5	1626		1.1	400								
	1.9	1449	1.4	750	2.3	2407		0.9	600								
	1.6	1671	1.2	900	90S4 (1400 min ⁻¹)	19		406	4.1	75	CMM 063/130	B5/B14					
	1.2	2080	1.0	1200	14	529		3.2	100								
	80A4 (1400 min ⁻¹)	19	198	6.7	75	CMM 050/110		B5/B14	9.3	745			2.6	150	B5/B14		
		14	258	5.2	100				7.0	968			1.9	200			
9.3		364	4.1	150	5.6		1178		1.4	250							
7.0		472	3.0	200	4.7		1278		1.6	300							
5.6		574	2.3	250	3.5		1626		1.1	400							
4.7		612	2.6	300	2.3		2407		0.9	600							
3.5		778	1.9	400	90L4 (1400 min ⁻¹)		19		554	3.0			75	CMM 063/130		B5/B14	
2.8		925	1.4	500	14		722		2.3	100							
2.3		1138	1.4	600	9.3		1016		1.9	150							
1.9		1369	1.2	750	7.0		1320		1.4	200							
1.6		1556	1.0	900	5.6	1606	1.0	250									
3.5		813	2.2	400	4.7	1742	1.2	300									
2.8		984	1.6	500	CMM 063/130	B5/B14	90LB4 (1400 min ⁻¹)	19	683	2.5	75	CMM 063/130	B5/B14				
2.3		1203	1.7	600				14	890	1.9	100						
1.9		1449	1.4	750				9.3	1254	1.5	150						
1.6		1671	1.2	900				7.0	1628	1.1	200						
1.2	2080	1.0	1200	4.7				2149	1.0	300							
3.5	813	2.2	400	CMM 063/130				B5/B14	80B4 (1400 min ⁻¹)	19	270			4.9	75	CMM 050/110	B5/B14
2.8	984	1.6	500							14	352			3.8	100		
2.3	1203	1.7	600							9.3	496			3.0	150		
1.9	1449	1.4	750							7.0	644			2.2	200		
1.6	1671	1.2	900							5.6	783			1.7	250		
3.5	813	2.2	400		4.7	835				1.9	300						
2.8	984	1.6	500		3.5	1061				1.4	400						
2.3	1203	1.7	600		2.8	1261				1.0	500						
1.9	1449	1.4	750		2.3	1552				1.0	600						
1.6	1671	1.2	900		1.9	1866				0.9	750						
3.5	813	2.2	400	CMM 063/130	B5/B14	7.0		660		2.7	200	CMM 063/130	B5/B14				
2.8	984	1.6	500			5.6	803	2.0		250							
2.3	1203	1.7	600			4.7	871	2.4		300							
1.9	1449	1.4	750			3.5	1109	1.6		400							
1.6	1671	1.2	900			2.8	1342	1.2		500							
3.5	813	2.2	400			2.3	1641	1.3		600							
2.8	984	1.6	500			1.9	1975	1.0	750								
2.3	1203	1.7	600			1.6	2279	0.9	900								
1.9	1449	1.4	750			CMM 063/130	B5/B14	7.0	660	2.7	200			CMM 063/130	B5/B14		
1.6	1671	1.2	900					5.6	803	2.0	250						
3.5	813	2.2	400	4.7	871			2.4	300								
2.8	984	1.6	500	3.5	1109			1.6	400								
2.3	1203	1.7	600	2.8	1342			1.2	500								
1.9	1449	1.4	750	2.3	1641			1.3	600								
1.6	1671	1.2	900	1.9	1975			1.0	750								
3.5	813	2.2	400	1.6	2279			0.9	900								
2.8	984	1.6	500	CMM 063/130	B5/B14			7.0	660	2.7	200	CMM 063/130	B5/B14				
2.3	1203	1.7	600					5.6	803	2.0	250						
1.9	1449	1.4	750			4.7	871	2.4	300								
1.6	1671	1.2	900			3.5	1109	1.6	400								
3.5	813	2.2	400			2.8	1342	1.2	500								
2.8	984	1.6	500			2.3	1641	1.3	600								
2.3	1203	1.7	600			1.9	1975	1.0	750								
1.9	1449	1.4	750			1.6	2279	0.9	900								
1.6	1671	1.2	900			CMM 063/130	B5/B14	7.0	660	2.7	200			CMM 063/130	B5/B14		
1.2	2080	1.0	1200					5.6	803	2.0	250						
3.5	813	2.2	400	4.7	871			2.4	300								
2.8	984	1.6	500	3.5	1109			1.6	400								
2.3	1203	1.7	600	2.8	1342			1.2	500								
1.9	1449	1.4	750	2.3	1641			1.3	600								
1.6	1671	1.2	900	1.9	1975			1.0	750								
3.5	813	2.2	400	1.6	2279			0.9	900								
2.8	984	1.6	500	CMM 063/130	B5/B14			7.0	660	2.7	200	CMM 063/130	B5/B14				
2.3	1203	1.7	600					5.6	803	2.0	250						
1.9	1449	1.4	750			4.7	871	2.4	300								
1.6	1671	1.2	900			3.5	1109	1.6	400								
3.5	813	2.2	400			2.8	1342	1.2	500								
2.8	984	1.6	500			2.3	1641	1.3	600								
2.3	1203	1.7	600			1.9	1975	1.0	750								
1.9	1449	1.4	750			1.6	2279	0.9	900								
1.6	1671	1.2	900			CMM 063/130	B5/B14	7.0	660	2.7	200			CMM 063/130	B5/B14		
1.2	2080	1.0	1200					5.6	803	2.0	250						
3.5	813	2.2	400	4.7	871			2.4	300								
2.8	984	1.6	500	3.5	1109			1.6	400								
2.3	1203	1.7	600	2.8	1342			1.2	500								
1.9	1449	1.4	750	2.3	1641			1.3	600								
1.6	1671	1.2	900	1.9	1975			1.0	750								
3.5	813	2.2	400	1.6	2279			0.9	900								

CMM

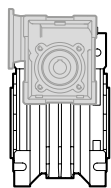


N.B.

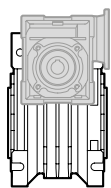
Le aree evidenziate in grigio indicano l'applicabilità della corrispondente grandezza motore.
Grey areas indicate motor inputs available on each size of unit.

B/BS = Boccia di riduzione in acciaio

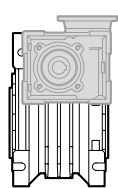
B/BS = Metal shaft sleeve



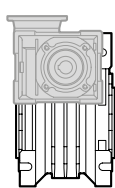
US1



US2

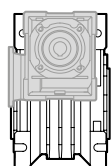


UV1

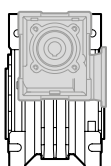


UV2

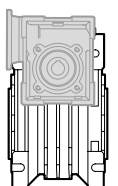
CMM	IEC	N	M	P	D	i ₁								
						10	15	20	30	40	50	60		
026/026	56B14	50	65	80	9									



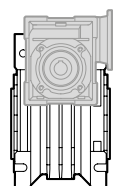
UB1



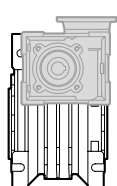
UB2



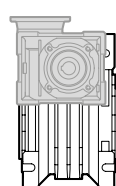
US1



US2

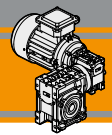


UV1



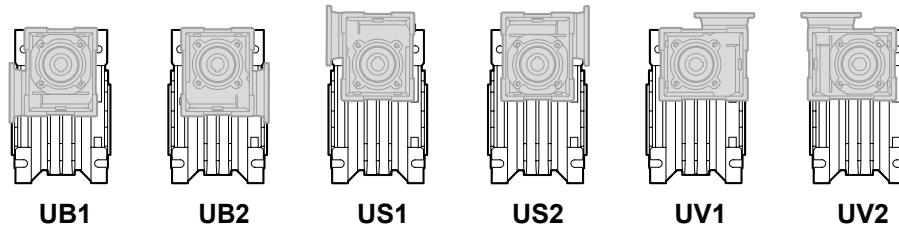
UV2

CMM	IEC	N	M	P	D	i ₁								
						10	15	20	30	40	50	60		
026/030 026/040 026/050	56B14	50	65	80	9									

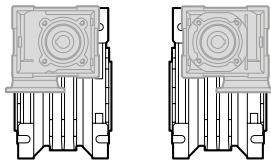


Motori applicabili

IEC Motor adapters



CMM	IEC	N	M	P	D	i ₁								
						7.5	10	15	20	25	30	40	50	60
030/040 030/050 030/063	63B5	95	115	140	11									
	63B14	60	75	90	11									
	56B5	80	100	120	9	B	B	B	B	B	B	B	B	
	56B14	50	65	80	9									
040/063 040/070 040/075 040/090	71B5 (*)	110	130	160	14									
	71B14	70	85	105	14									
	63B5	95	115	140	11	B	B	B	B	B	B	B		
	63B14	60	75	90	11									
	56B5	80	100	120	9	BS	BS	BS	BS	BS	BS	BS	B	B
	56B14	50	65	80	9									
050/110	80B5	130	165	200	19									
	80B14	80	100	120	19									
	71B5	110	130	160	14	B	B	B	B	B	B			
	71B14	70	85	105	14									
	63B5	95	115	140	11	BS	BS	BS	BS	BS	BS	B	B	B
	63B14	60	75	90	11									
063/130	90B5	130	165	200	24									
	90B14	95	115	140	24									
	80B5	130	165	200	19	B	B	B	B	B	B			
	80B14	80	100	120	19									
	71B5	110	130	160	14	BS	BS	BS	BS	BS	BS	B	B	B
	71B14	70	85	105	14									
	63B5	95	115	140	11							BS	BS	BS
	63B14	60	75	90	11									




UC1

UC2

(*) NOTA: posizione di montaggio non disponibile per CMM 040/090.
NOTE: assembly position not available for CMM 040/090.

CMM	IEC	N	M	P	D	i ₁								
						7.5	10	15	20	25	30	40	50	60
030/040 030/050	63B14	60	75	90	11									
	56B5	80	100	120	9	B	B	B	B	B	B	B	B	
	56B14	50	65	80	9									
030/063	63B5	95	115	140	11									
	63B14	60	75	90	11									
	56B5	80	100	120	9	B	B	B	B	B	B	B		
	56B14	50	65	80	9									
040/063 040/070 040/075 040/090	71B5	110	130	160	14									
	71B14	70	85	105	14									
	63B5	95	115	140	11	B	B	B	B	B	B	B		
	63B14	60	75	90	11									
	56B5	80	100	120	9	BS	BS	BS	BS	BS	BS	BS	B	B
	56B14	50	65	80	9									
050/110	80B14	80	100	120	19									
	71B5	110	130	160	14	B	B	B	B	B	B			
	71B14	70	85	105	14									
	63B5	95	115	140	11	BS	BS	BS	BS	BS	BS	B	B	B
063/130	63B14	60	75	90	11									
	90B14	95	115	140	24									
	80B14	80	100	120	19	B	B	B	B	B	B			
	71B5	110	130	160	14	BS	BS	BS	BS	BS	BS	B	B	B
	71B14	70	85	105	14									
63B5	95	115	140	11							BS	BS	BS	



Dimensioni

Dimensions

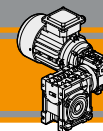
CMM..U - CMM..F...																	
	A	C	D _{H8}	E	F	G	G1	H	H1	I	I1	K	L	M	N _{h8}	N1	N2
026/026 (D11)	45	70	11	83	22	47.5	50	35	34	26	26	34	42	55	45	22.5	21
026/026			12														
026/026 (D14)			14														
026/030	54	80	14	97	32	47.5	63	40	34	30	26	44	56	65	55	29	21
026/040	70	100	18	121.5	43	47.5	78	50	34	40	26	60	71	75	60	36.5	21
026/050	80	120	25	144	49	47.5	92	60	34	50	26	70	85	85	70	43.5	21

CMM..U - CMM..F...														
	O	P	Q	R	R1	S	T	V	Z	KE	a	b	t	Kg
026/026 (D11)	6	—	37	49	49	5	15	21	76	7	—	4	12.8	1.6
026/026												4	13.8	
026/026 (D14)												5	16.2	
026/030	6.5	75	44	57	49	5.5	22	27	81	M6x10(n.4)	90°	5	16.3	2.4
026/040	6.5	87	55	71.5	49	6.5	26	35	91.5	M6x8(n.4)	45°	6	20.8	3.5
026/050	8.5	98	64	84	49	7	30	40	100.5	M8x10(n.4)	45°	8	28.3	5.0

	CMM..F							CMM..F28							CMM..F30										
	a1	KA	KB	KC	KM	KN _{H8}	KO	KP	KQ	KA	KB	KC	KM	KN _{H8}	KO	KP	KQ	KA	KB	KC	KM	KN _{H8}	KO	KP	KQ
026/026 (D11)	45°	45	6	4.5	55-69	40	6.5(n.4)	75	70	44	6.5	5	56-64	40	6.5	70	60	48	6.5	5	68	50	6.5	80	70
026/026																									
026/026 (D14)																									

	CMM..F							CMM..FB							CMM..FL										
	a1	KA	KB	KC	KM	KN _{H8}	KO	KP	KQ	KA	KB	KC	KM	KN _{H8}	KO	KP	KQ	KA	KB	KC	KM	KN _{H8}	KO	KP	KQ
026/030	45°	54.5	6	4	68	50	6.5(n.4)	80	70								—								
026/040	45°	67	7.5	4.5	80-95	60	9(n.4)	110	95	80	8.5	5	115-125	95	9.5(n.4)	140	112	97	7.5	4.5	80-95	60	9(n.4)	110	95
026/050	45°	90	9	5	90-110	70	11(n.4)	125	110	89	9	5	130-145	110	9.5(n.4)	160	132	120	9	5	90-110	70	11(n.4)	125	110

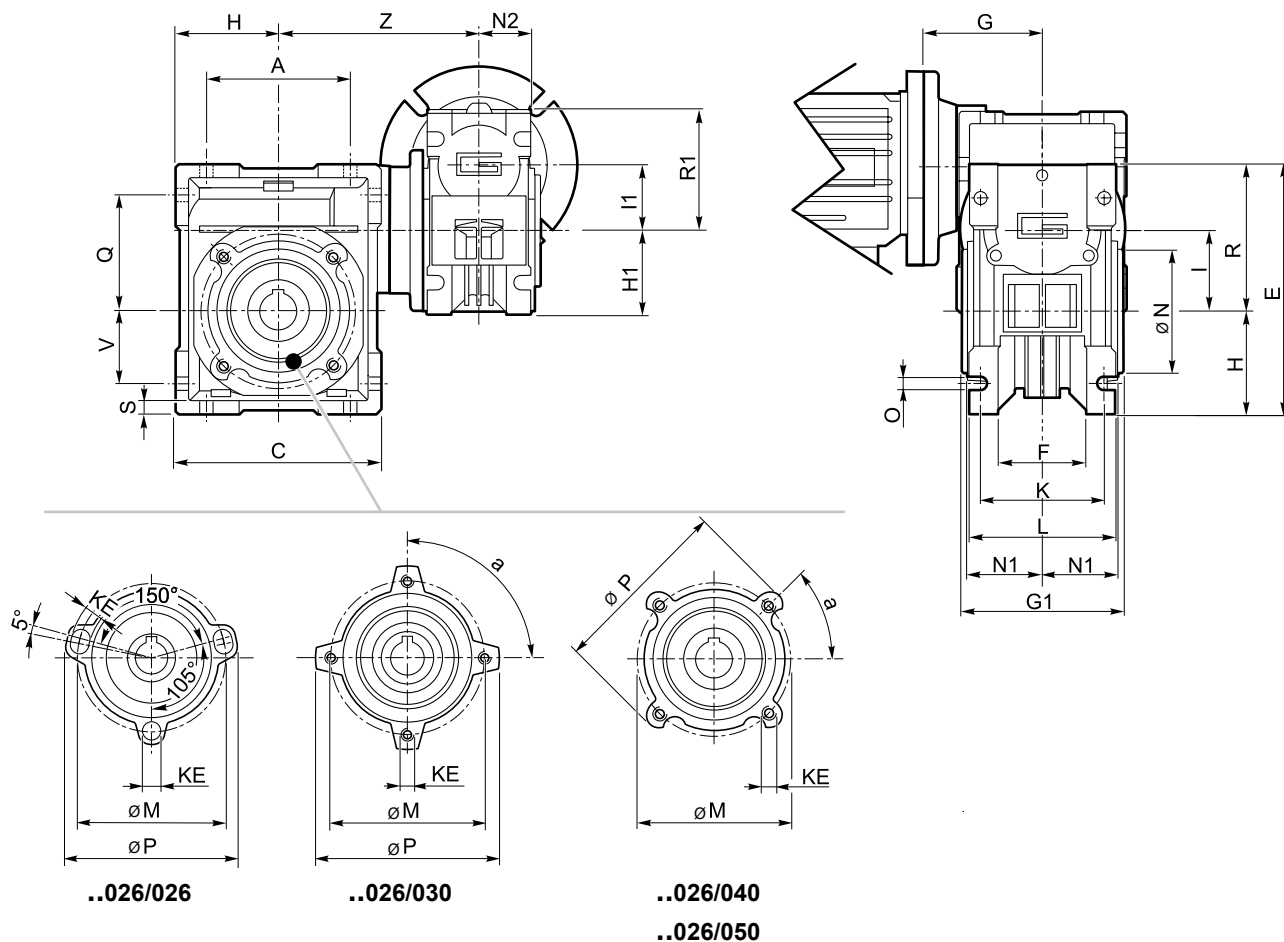
CMMIS						
	A	B	D1 _{j6}	E	F	M
026/026	45	20	9	M4	3	10.2
026/030						
026/040						
026/050						



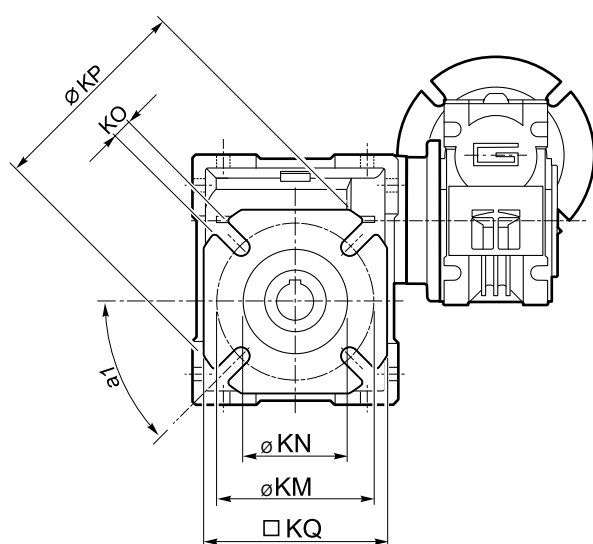
Dimensioni

Dimensions

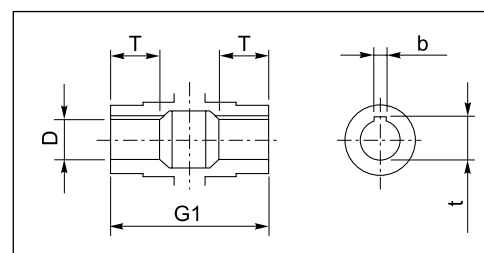
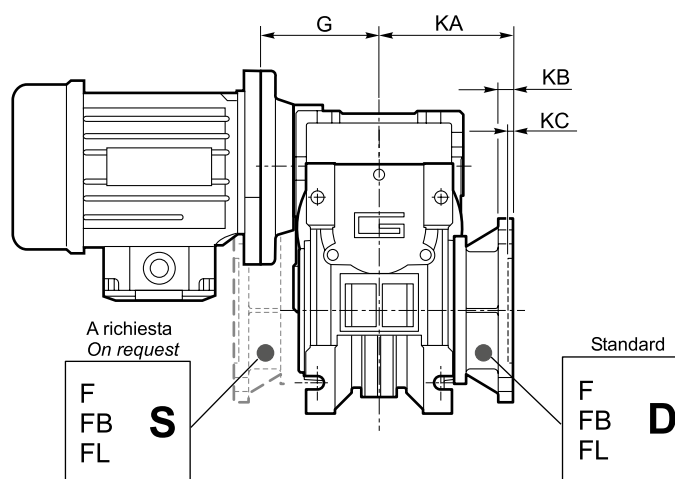
CMM026/..U




CMM



CMM026/026 F - F28 - F30
CMM026/..F - FB - FL



Albero lento cavo / Hollow output shaft



Dimensioni

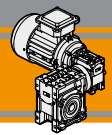
Dimensions

CMM.. - CMM..F - CMM..FB - CMM..FL																	
	A	C	D _{H8}	E	F	G	G1	H	H1	I	I1	K	L	M	N _{H8}	N1	N2
030/040	70	100	18	121.5	43	55	78	50	40	40	30	60	71	75	60	36.5	29
030/050	80	120	25	144	49	55	92	60	40	50	30	70	85	85	70	43.5	29
030/063	100	144	25	174	67	55	112	72	40	63	30	85	104	95	80	53	29
040/063	100	144	25	174	67	55	112	72	50	63	40	85	104	95	80	53	36.5
040/070	110	160	28	195	64	70	120	80	50	70	40	90	104	115	95	57	36.5
040/075	120	172	28	205	72	70	120	86	50	75	40	90	112	115	95	57	36.5
040/090	140	208	35	238	74	70	140	103	50	90	40	100	130	130	110	67	36.5
050/110	170	252.5	42	295	—	80	155	127.5	60	110	50	115	144	165	130	74	43.5
063/130	200	292.5	45	335	—	95	170	147.5	72	130	63	120	155	215	180	81	53

CMM.. - CMM..F - CMM..FB - CMM..FL															
	O	P	Q	R	R1	S	T	V	Z	KE	a	b	t	Kg	
030/040	6.5	87	55	71.5	57	6.5	26	35	122	M6x8(n.4)	45°	6	20.8 (21.8)	3.9	
030/050	8.5	98	64	84	57	7	30	40	132	M8x14(n.4)	45°	8	28.3 (27.3)	5.0	
030/063	8.5	110	80	102	57	8	36	50	145	M8x10(n.8)	45°	8	28.3	7.5	
040/063	8.5	110	80	102	71.5	8	36	50	155.5	M8x10(n.8)	45°	8	28.3	9.2	
040/070	9	130	91	115	71.5	9	40	55	160	M8x14(n.8)	45°	8	31.3	10.5	
040/075	11	140	93	119	71.5	10	40	60	165	M8x14(n.8)	45°	8	31.3	12.0	
040/090	13	160	102	135	71.5	11	45	70	182	M10x18(n.8)	45°	10	38.3	15.6	
050/110	14	200	125	167.5	84	14	50	85	225	M10x18(n.8)	45°	12	45.3	30.2	
063/130	16	250	140	187.5	102	15	60	100	245	M12x21(n.8)	45°	14	48.8	55.0	

	CMM..F								CMM..FB								CMM..FL								
	a1	KA	KB	KC	KM	KN _{H8}	KO	KP	KQ	KA	KB	KC	KM	KN _{H8}	KO	KP	KQ	KA	KB	KC	KM	KN _{H8}	KO	KP	KQ
030/040	45°	67	7.5	4	80-95	60	9(n.4)	110	95	80	8.5	5	115-125	95	9.5(n.4)	140	112	97	7.5	4.5	80-95	60	9(n.4)	110	95
030/050	45°	90	9	5	90-110	70	11(n.4)	125	110	89	9	5	130-145	110	9.5(n.4)	160	132	120	9	5	90-110	70	11(n.4)	125	110
030/063	45°	82	10	6	150-160	115	11(n.4)	180	142	98	10	5	165-180	130	11(n.4)	200	160	112	10	6	150-160	115	11(n.4)	180	142
040/063	45°	82	10	6	150-160	115	11(n.4)	180	142	98	10	5	165-180	130	11(n.4)	200	160	112	10	6	150-160	115	11(n.4)	180	142
040/070	45°	111	13	6	165-180	130	14(n.4)	200	170	—	—	—	—	—	—	—	—	—	—	—	—	—	—	—	—
040/075	45°	111	13	6	165-180	130	14(n.4)	200	170	—	—	—	—	—	—	—	—	—	—	—	—	—	—	—	—
040/090	45°	111	13	6	175-190	152	14(n.4)	210	200	—	—	—	—	—	—	—	—	—	—	—	—	—	—	—	—
050/110	45°	131	15	6	230	170	14(n.8)	280	260	—	—	—	—	—	—	—	—	—	—	—	—	—	—	—	—
063/130	22.5°	140	15	6	255	180	16(n.8)	320	290	—	—	—	—	—	—	—	—	—	—	—	—	—	—	—	—

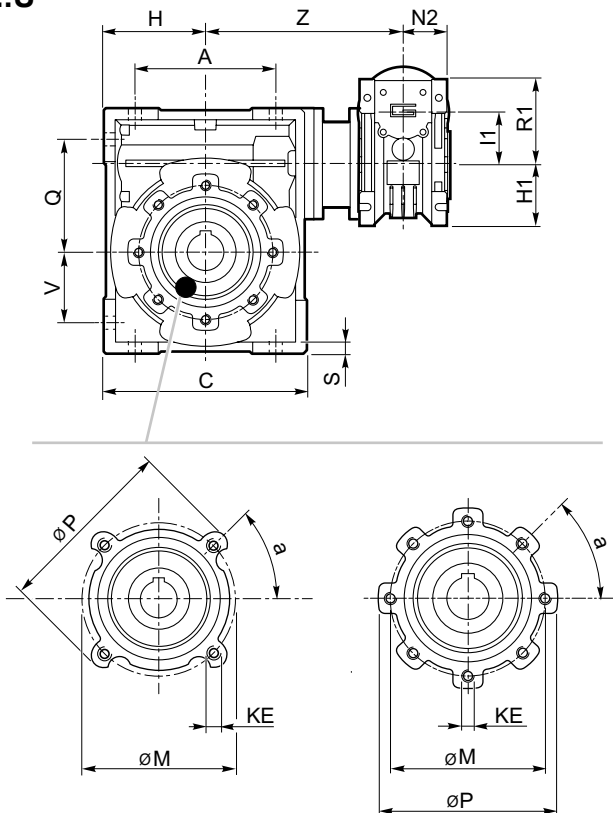
CMMIS						
	A	B	D1 _{j6}	E	F	M
030/040 030/050 030/063	51	20	9	M4	3	10.2
040/063 040/070 040/075 040/090	66	23	11	M5	4	12.5
050/110	76	30	14	M6	5	16
063/130	94.5	40	19	M6	6	21.5



Dimensioni

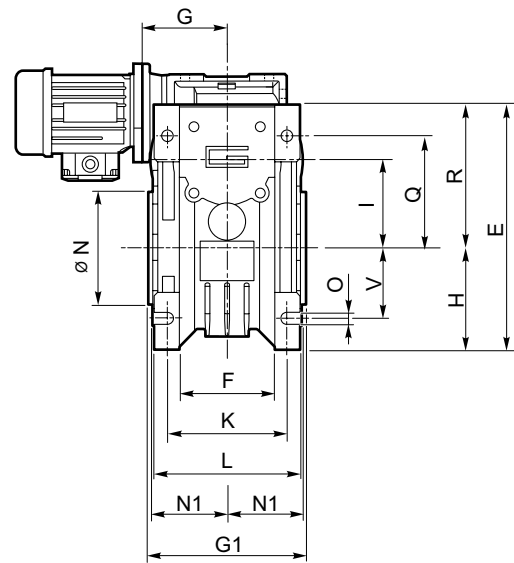
Dimensions

CMM..U

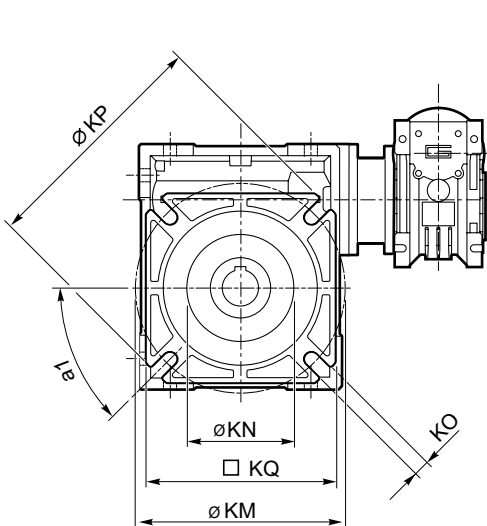


..030/040
..030/050

..030/063 ..040/063
..040/070 ..040/075
..040/090 ..050/110
..063/130



CMM



CMM..F (../030 - ../090)

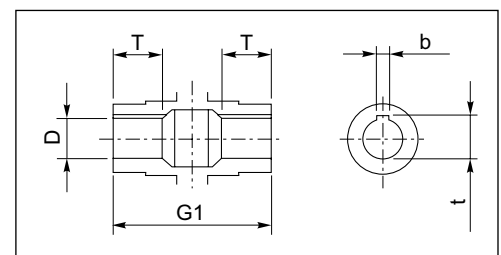
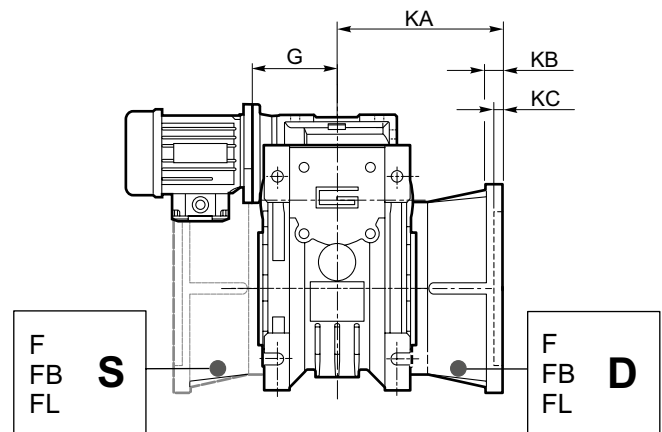
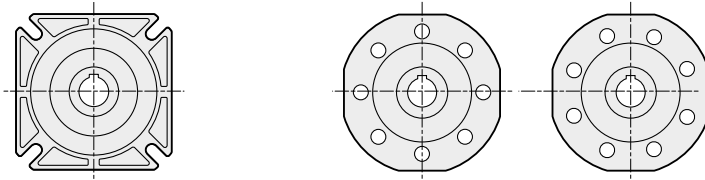
CMM..FB (../040 - ../063)

CMM..FL (../040 - ../063)

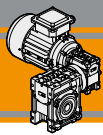
CMM..F

(../110

../130)



Albero lento cavo / Hollow output shaft



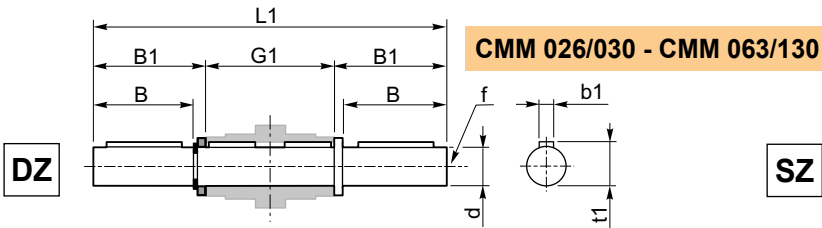
CMM

Motoriduttori combinati a vite senza fine
Double reduction wormgearmotors

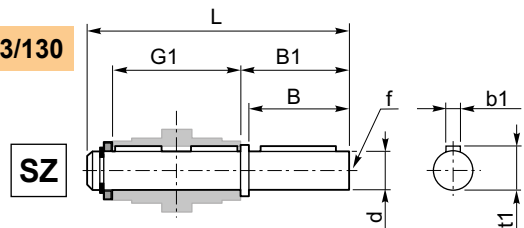
Accessori

Accessories

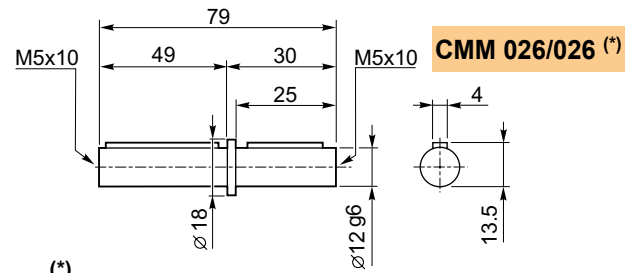
Albero lento semplice e doppio



Single and double output shaft



CMM	d _{h7}	B	B1	G1	L	L1	f	b1	t1
026/030	14	30	32.5	63	102	128	M6	5	16
026/040 030/040	18	40	43	78	128	164	M6	6	20.5
026/050 030/050	25	50	53.5	92	153	199	M10	8	28
030/063 040/063	25	50	53.5	112	173	219	M10	8	28
040/070	28	60	63.5	120	192	247	M10	8	31
040/075	28	60	63.5	120	192	247	M10	8	31
040/090	35	80	84.5	140	234	309	M12	10	38
050/110	42	80	84.5	155	249	324	M16	12	45
063/130	45	80	85	170	265	340	M16	14	48.5

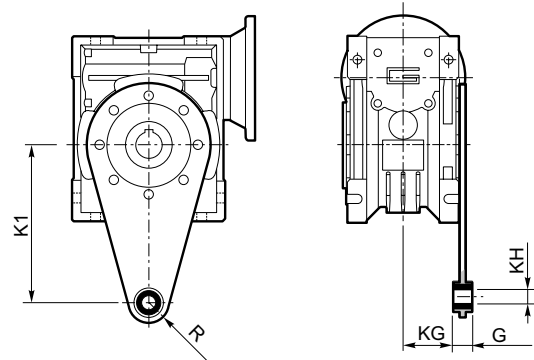


(*)
Nota: disponibile solo per cavo uscita Ø12
Note: available for output hollow shaft Ø12 only

Braccio di reazione

CMM	K1	G	KG	KH	R
026/030	85	14	23	8	15
026/040 030/040	100	14	31	10	18
026/050 030/050	100	14	38	10	18
030/063 040/063	150	14	47.5	10	18
040/070	200	25	46.5	20	30
040/075	200	25	46.5	20	30
040/090	200	25	56.5	20	30
050/110	250	30	62	25	35
063/130	250	30	69	25	35

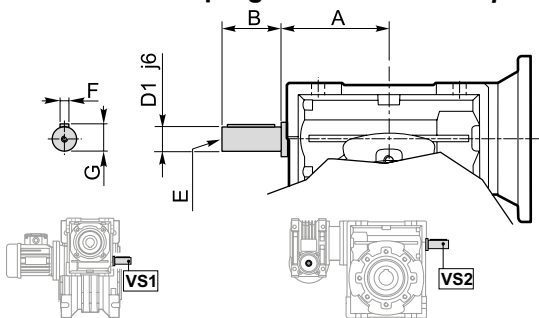
Torque arm



Opzioni

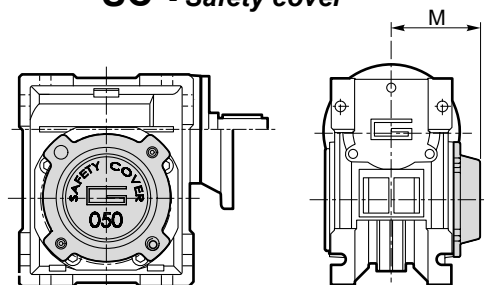
Options

VS1 - VS2 - Vite sporgente / Extended input shaft



CMM	VS1						VS2					
	A	B	D ₁ j ₆	E	F	G	A	B	D ₁ j ₆	E	F	G
026/030	—	—	—	—	—	—	45	20	9	M4	3	10.2
026/040	—	—	—	—	—	—	53	23	11	M5	4	12.5
026/050	—	—	—	—	—	—	64	30	14	M6	5	16
030/040	45	20	9	M4	3	10.2	53	23	11	M5	4	12.5
030/050	45	20	9	M4	3	10.2	64	30	14	M6	5	16
030/063	45	20	9	M4	3	10.2	75	40	19	M6	6	21.5
040/063	53	23	11	M5	4	12.5	75	40	19	M6	6	21.5
040/070	53	23	11	M5	4	12.5	84	40	19	M6	6	21.5
040/075	53	23	11	M5	4	12.5	90	50	24	M8	8	27
040/090	53	23	11	M5	4	12.5	108	50	24	M8	8	27
050/110	64	30	14	M6	5	16	135	60	28	M10	8	31
063/130	75	40	19	M6	6	21.5	—	—	—	—	—	—

SC - Safety cover



M	CM									
	30	40	50	63	70	75	90	110	130	
	47	54.5	62.5	73	75	79	94	102	117	

Costruito su richiesta
Built on request

**MA TRANSTECNO S.A.P.I. DE C.V.**

Av. Mundial # 176, Parque Industrial
JM Apodaca, Nuevo León,
C.P. 66600
MÉXICO
T +52 8113340920
info@transtecno.com.mx
www.transtecno.com.mx

**TRANSTECNO SRL**

Via Caduti di Sabbiuno, 11/D-E
40011 Anzola dell'Emilia (BO)
ITALY
T+39 051 64 25 811
F +39 051 73 49 43
sales@transtecno.com
www.transtecno.com

**HANGZHOU TRANSTECNO POWER TRANSMISSIONS CO LTD**

No.4 Xiuyan Road Fengdu Industry Zone
Pingyao Town Yuhang District
Hangzhou City, Zhejiang Province
311115 – CHINA
T +86 571 86 92 02 60
F +86 571 86 92 18 10
info-china@transtecno.com
www.transtecno.cn

**TRANSTECNO U.S.A. LLC**

5440 S.W. 156th Place Miami,
FL 33185 - USA
Tel: +1 (305) 220-4423
Fax: +1 (305) 220-5945
usaoffice@transtecno.com

**TRANSTECNO B.V.**

Ind. terrein Wijken/Vinkenhof
De Stuwdam,43
3815 KM Amersfoort - NETHERLANDS
Tel: +31(0) 33 45 19 505
Fax: +31(0) 33 45 19 506
info@transtecno.nl
www.transtecno.nl

**SALES OFFICE INDIA**

A/10, Anagha, S.N. Road, Mulund (W) Mumbai
400080 - INDIA
Tel: +91 9820614698
Fax-Italy: +39 051 73 49 43
indiaoffice@transtecno.com

**SALES OFFICE BRAZIL**

Rua Dr. Freire Alemão 155 / 402 - CEP. 90450-060
Auxiliadora Porto Alegre RS - BRAZIL
Tel: +55 51 3251 5447
Fax: +55 51 3251 5447
Mobile: +55 51 811 45 962
braziloffice@transtecno.com
www.transtecno.com.br

**TRANSTECNO AANDRIJFTECHNIEK B.V.**

De Stuwdam 43
3815 KM Amersfoort - NETHERLANDS
Tel: +31 (0) 33 20 4 7 006
info@transtecnoaandrijftechniek.nl
www.transtecnoaandrijftechniek.nl

**SALES OFFICE SOUTH KOREA**

D-304 Songdo BRC Smart Valley 30, Songdomirae-ro,
Yeonsu-gu, Incheon, 406-840 - KOREA
Tel: +82 70 8288 2107
Fax: +82 32 815 2107
Mobile: +82 10 5094 2107
koreaoffice@transtecno.com

**TRANSTECNO IBÉRICA THE MODULAR GEARMOTOR, S.A.**

C/Enginy, 2 Nave 6 - 08850 Gavà (Barcelona) - SPAIN
Tel: +34 931 598 950
info@transtecno.es
www.transtecno.es

**SALES OFFICE OCEANIA**

44 Northview drive, Sunshine west 3020
Victoria - AUSTRALIA
Ph +61 03 9312 4722
Fax +61 03 9312 4714
Mobile: +61 0438060997
oceaniaoffice@transtecno.com
www.transtecno.com.au

**SALES OFFICE FRANCE**

Tel: +33 (0) 6 85 12 09 87
Fax-Italy: +39 051 73 49 43
franceoffice@transtecno.com
www.transtecno.fr


TRANSTECNO[®]
the modular gearmotor
www.transtecno.com